

Here are some of the things we're going to find out this term...

Where Toddington is and what it looks like on a map.

How to plan walks around Toddington.

What local land marks look like on a map and which symbols are used to represent them.

When the Stone Age fits into history and what it was like living then.

Rocks - the three main types, how they are formed & their properties.

Volcanoes - how they are formed & making and erupting a papier-mâché volcano.

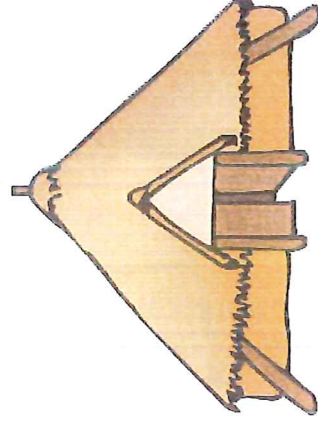

Learning Futures Focus:

Market Place - making & selling pizzas

**And lots of other exciting things too!**

# The Stone Age Rocks!

## Our Year 3 Topic Autumn Term 2017



P.E.: will be Gym.

Games: will be 'Ball Skills' (PE Kit details to follow).

Swimming: will start after half term until Christmas.

Reading Books: will be changed regularly as the children complete their books.

Spellings and Maths Homework: will usually be given out on a Thursday, for the following Thursday.

Take Home Tasks: details of the Take Home Tasks for this term are inside.

## Take Home Task:

This should be completed at home with your child as part of this terms topic.

Any models **SHOULD NOT** be bigger than a piece of A4 paper, but they can be built from whatever you like, e.g. boxes, papier-mâché, modelling clay, etc.

This terms task needs to be completed and brought into school by Monday 2<sup>nd</sup> October.

Choose **ONE** of the following tasks to complete:

- **Research** and make a Stone Age, or Bronze Age round house (ideally **NOT** out of Lego since Lego isn't round!).
- **Research** one aspect of the Stone Age, or Bronze Age and produce a poster, PowerPoint, leaflet or booklet about it.
- **Plan** a walk around Toddington starting at the School and taking in some of the local landmarks, write directions for it and mark the route on a map.
- **Draw** a map of your house & garden, or your route to school — include a map key and symbols.

**At home you can support your child by:**


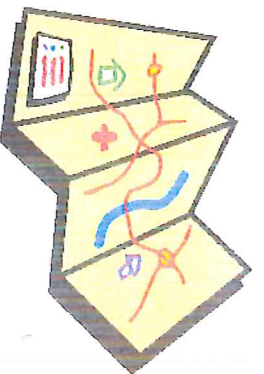
- Watching history programmes about the Stone Age (Horrible Histories are good for that!).
- Reading non-fiction texts about that period.
- Research Stone Age life using the library, internet, or both!
- Use the internet to find places of interest to visit on a walk around Toddington (The Library also has maps to buy).

In School we will be supporting the learning with:

**Stunning Start:** A walk around Toddington using maps and map symbols to find our way and see how maps relate to the real world.

**Marvellous Middle:** Stone Age day in School lead by Mr Tyson.

**Fantastic Finale:** 'Christmas Crackers' a craft day making and creating things for Christmas.



**PE KIT:** For Ball Skills they will need, sensible outdoor trainers with a good grip, shin pads are optional, but warm jogging bottoms and tops, as detailed in the Year 3 information letter, will be needed when the weather gets colder.

Once we've had a few weeks to get going, feel free to pop in when you pick up your child so they can show you the work they've been doing.

